

HAKONIWAGIKEN 「Diorama Sheet(NEO)」 Instruction Manual

The contents described in this manual is based on the information at 2015-12-10. For the improvement of products and quality improvement, there is a possibility that without notice Product specifications and items mentioned is subject to change.


Thank you very much for purchase our product. The size of the Diorama Sheet is 900mm x 600mm, a combination of base and background, it is a product that you enjoy to reproduce a variety of diorama scene. NEO sheet since the base and the background is integrated, the base and the background is seamless products. You can enjoy such as figure of special effects.

In Diorama Sheet of Hakoniwagiken, please enjoy some powerful your much-valued collection diorama scene.

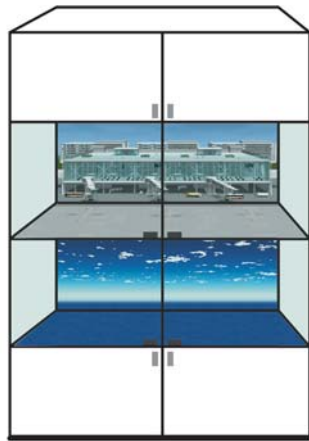
[IMPORTANT!!] Notes when using

This product is a paper sheet, but there is a risk of cutting the finger at the portion of the sheet end. Please be careful when handling. Please be most attention, especially when children play.

An example of a Diorama Sheet usage




Display Case



Collection Rack

You can use the exhibition furniture such as a display case or collection rack, and incorporate the background and based on the fixed diorama layout, paste it into styrene board panel, such as how to play by installing only when you want to play, there are a variety of usage .



Fixed Diorama Layout

(for Railway diorama rayout. etc.)



Paste it into Panel

(Car & Military scale model. etc.)

According to the installation target that you use, please check the exact dimensions in advance. And, please enjoy to cut the size of your choice.

Diorama sheet coating work that we recommend

This product is made of paper sheet. Moisture or oil would tend to take the absorption, it will become the cause of stains and dirt. Such as car-bike models and aircraft models of tarmac state with rubber tires, there is the case that the oil of the rubber tire parts will attached to the sheet. For lighting the anti-reflection at the time of durability and the shooting of the sheet, we recommend that you coat the entire sheet in matte or clear, matte top coat before use.

When coated with a spray, please do the work in an outdoor day well (moisture is small) there is no wind weather.




Photo.1



Photo.2

※Photo 1, Photo 2 is a comparison picture as it is the state of the half left, half right using matte clear spray of Creos Mr. color. If you multiplied by the spray is suppressed the glare of the reflection, it can prevent the absorption of moisture and oil. (Photo is an example of a diorama sheet of NEO series, base and the background is integral)

[Recommended items]

- Creos Mr.Color Spray (100ml)
S30 Matted Clear (C-30)
Solvent-based acrylic resin paint
- Creos Mr.Color Matted Top Coat Spray (170ml)
B523 Mr.Super Clear UV-Cut
(Solvent-based acrylic) Matted



■HAKONIWAGIKEN

〒989-1273 Landmark Bldg#204, 2-1, Nishi-Sakurachou, Ogawara, Shibata-gun, Miyagi, JAPAN, tel.+81-224-51-8364 / fax.+81-224-51-8365
[Official Web] <http://www.hakoniwagiken.com> ※For inquiry by e-mail, Please refer to top page of the web sight.
[YouTube] <http://youtube.com/c/Hakoniwagiken-diorama> [Google+] <http://google.com/+Hakoniwagiken-diorama>